

EXPLORE BEFORE YOU DECIDE

University Exploratory Studies Program



Oregon State University
University Exploratory
Studies Program

2024-25 UESP HANDBOOK

TABLE OF CONTENTS

Topic	Page(s)
UESP Syllabus	4-6
UESP Appointments/How to Schedule with a UESP Advisor	7-8
Exploring and Deciding on a Major	8-9
Exploration Coursework	9-12
Exploration To-Do List and Canvas Site	13-14
What Goes into an OSU Degree?	15
Baccalaureate Core	15
OSU Terminology	16-18
Dates to Remember	18
Mathematics, Engineering “Calculus Ready”, and Chemistry Requirements	19-21
Using Your Oregon State Email	21
Additional Resources for Exploratory Students	22

University Exploratory Studies Program (UESP) Syllabus

102 Waldo Hall -- Oregon State University

Phone: (541)737-8144 -- <http://uesp.oregonstate.edu>

UESP Advising Staff

Kerry Kincanon (he/him/his)	Shannon Shivers (she/her/hers/they/them/their)
UESP Director and Head Advisor	UESP Outreach and Instruction Coordinator
Kerry.Kincanon@oregonstate.edu	Shannon.Shivers@oregonstate.edu
Sarah Kate Griffin (she/her/hers)	TBD
UESP Academic Advisor	UESP Academic Advisor (starting July 2024)
Sarah.Griffin@oregonstate.edu	
Jennifer Linares Espinoza (she/her/hers)	
UESP Graduate Assistant	
Jennifer.Linares@oregonstate.edu	

UESP Mission

UESP is the academic home for undecided/exploratory students at Oregon State University. The mission of UESP is to provide academic advising and major and career exploration assistance to undergraduates, both new and transitional, who wish to investigate the educational opportunities available at OSU. In accordance with OSU's mission, we strive to enhance the OSU learning environment for our students.

The UESP advisors aim to assist students in making well-informed decisions regarding degree programs and course selection, obtaining accurate information regarding academic programs of study, making connections with academic college/major advisors, assessing career goals in relation to interests, skills and values and accessing other sources of assistance and student support provided by OSU.

UESP Advising Outcomes

1. Per the university requirement, UESP students should complete the First Year Skills courses (Writing I, Speech, and Mathematics) in the Baccalaureate Core by the time they have earned 45 OSU-generated credits, and the Second Year Skills course (Writing II) by the time they have finished 90 OSU-generated credits.
2. UESP students should know how to access and utilize MyDegrees, OSU's online degree audit system.
3. UESP students should engage with active exploration activities and resources.
4. UESP students should pursue involvement outside of the classroom.
5. UESP students should set goals related to major declaration in alignment with UESP's defined major-decision making process.

Affirmation of Equity

The University Exploratory Studies Program is strongly committed to equity and to opposing discrimination, prejudice, and oppression. We promote an environment of inclusiveness where we value and celebrate each other's differences and extend this spirit to the populations we serve, treating all with dignity and respect. Our belief is that diversity enhances the environments we work in, the University and our larger communities; it enriches us all. We are committed to continued growth in our understanding of diversity issues and strive to integrate diversity awareness into all aspects of our work. We believe that this enables us to provide services within a climate of openness, trust, and safety. This diversity statement represents our ongoing commitment to ourselves, to the people we serve, and to the university community.

As advisors, we are dedicated to establishing a learning environment that promotes diversity of the students' race, culture, gender, sexual orientation, and physical ability. If you feel discriminated against, or notice discriminatory behaviors, please bring it to our attention.

Disability Statement

It is helpful for academic advisors to have knowledge of any documented physical or learning disabilities students have as it can aid us in supporting their academic and major exploration. That said, we respect that the decision to disclose is an individual choice and invite students to do so at their discretion. Accommodations for students with disabilities are determined and approved by Disability Access Services (DAS). If you, as a student, believe you are eligible for accommodations but have not obtained approval please contact DAS immediately at 541-737-4098 or at <http://ds.oregonstate.edu>. DAS notifies students and faculty members of approved academic accommodations and coordinates implementation of those accommodations. While not required, students and faculty members are encouraged to discuss details of the implementation of individual accommodations.

UESP Program Goals

- Provide a structured and supportive environment for students to explore OSU's academic options
- Assist students in understanding the nature, purpose, and potential of higher education
- Provide knowledgeable, informed, and accessible advisors
- Collaborate with students to clarify interests, values, and abilities to aid their meaning-making and major selection
- Introduce and promote utilization of university resources and degree progress technology
- Regularly communicate with students regarding classroom and experiential opportunities to aid their major decision-making.
- Perpetuate a program culture of excellence and continuous improvement


Advisor-Advisee Responsibilities

As an advisee, you should:

- **Understand and accept that you are ultimately responsible for your education and your own decisions.**
- Initiate a purposeful relationship with your advisor and make appointments when requested and/or when necessary.
- Utilize the technological resources available to inform yourself on your degree requirements and options.
- Prepare for and be active in your advising session, and ask questions when you have them.
- Work to clarify your personal values, abilities, and goals and share them with your advisor.
- Provide accurate and truthful information when being advised.
- Keep your local address and phone up to date in Student Online Services and utilize and **check your Oregon State email account daily** for important information coming from your advisor and the institution.
- Learn and understand OSU's policies, procedures, and requirements as they relate to your academic success and/or degree completion.
- Follow through on plans-of-action identified during advising sessions.
- Be aware of and abide by academic calendar deadlines.
- Cancel appointments that cannot be kept.

Your advisor should:

- **Develop a purposeful relationship with and be an advocate for their advisees.**
- Inform their advisees of the nature of the advisor/advisee relationship.
- Assist their advisees in defining and developing expressed educational, career, and life plans.
- Provide timely and accurate educational information.
- Promote learning opportunities that will help their advisees define or meet personal goals and plans.
- Assist their advisees in preparing a program that is consistent with their abilities and interests.
- Monitor progress toward educational/career goals.
- Interpret and explain institutional policies, procedures and requirements.
- Guide their advisees to campus resources and special services available to them.
- Refer their advisees to those resources that can enhance or supplement their academic or personal experience.
- Cultivate expertise on shared technological resources that are part of their advisees' academic journeys



EXPLORE IN 4
--take one to four terms to explore majors--

For anyone starting at OSU in the summer of 2017 or after, UESP is implementing a 4-Term Limit for students to explore major options via our program.

Why? A few reasons...

- There are benefits to exploration, and there are benefits to being in a declared major. Data gathered by EAB shows that there is a “Productive Exploration Window”¹, and that students who do their exploration within the first 4 terms are more likely graduate in 4 years. Extend beyond that and you increase the likelihood of a longer time-to-degree.
- Not everyone graduates in 4 years, but it is a good goal to have. Being a university student is expensive. If you are in a situation where you can be aggressive with your exploration and your degree progress, that will help you manage those costs.
- Majors will sometimes have “majors-only” restrictions on their classes, and it is not uncommon for those to start in the second year if not sooner.
- Having a time-limit will help us help you stay on track with your exploration and getting a degree from OSU.

But what if...

- **I declare and then decide I’m not happy with my choice and want to return to UESP?**
 - If you haven’t exhausted your 4-term limit, then it is fine to come back to UESP. At the beginning of the next full term, we’ll just start the term-limit clock where you left off.
 - If you have, then you still have access to UESP advisors for major exploration discussions via non-UESP appointments.
 - You can petition for extension.
- **I exhaust my UESP eligibility and can’t get into my first choice of major because I don’t have high enough grades?**
 - Parallel plans will be part of the discussion throughout the advising relationship, but especially in terms 3 and 4. It is good for every student to have an alternative option in mind.
 - If the major is realistically within reach for you within another term or two, you can pursue the petition for extension.
- **I take a break and take a term or multiple terms off from school?**
 - Only enrolled terms at OSU count towards the 4-term limit.

What about summers?

- Summer terms are not counted. We only factor fall, winter, and spring into the term limit count.

What is this “Petition for Extension” you mentioned multiple times?

- Good question. This is a process that provides an exception for unique circumstances where you truly need more time to explore or before you can declare into your desired major. If you get to your 4th term with us, and you haven’t declared, we are going to withhold your registration PIN and ask you to justify why you need to stay in UESP. You’ll provide this justification via an online petition form.

¹ EAB (2016). Promoting timely degree completion: reconciling student choice and the four-year graduation imperative. Retrieved on April 21, 2017 from https://www.eab.com/-/media/EAB/Research-and-Insights/AAF/Studies/2016/Promoting-Timely-Degree-Completion/34022_EMF_AAF_Timely_Degree_Completion.pdf

What Happens in UESP Advising Appointments

START Appointment

This typically occurs at New Student Orientation (aka START) prior to your first term. The intent is to introduce you briefly to the OSU academic environment and some of the tools and rules to help you be successful.

- You'll get important materials relative to your academics from OSU and from UESP.
- You'll interact with UESP advisors in group and individual settings. *The UESP advisor you interact with at START may or may not be the advisor you meet with once you actually start your first term.*
- You'll discuss the role of the Baccalaureate Core and how it intersects and relates to majors you are exploring.
- You may discuss prior experiences with college level coursework – AP, IB, or transfer credits from another institution.
- You'll develop a first term schedule that may incorporate first-year skills courses, introductory courses in your major or any majors you're exploring, and courses designed to help you with your transition into OSU.
- You'll learn how to use **Beaver Hub** to access **MyDegrees** (including the Planner) and the Online Registration System to sign up for your first term of classes at OSU.

Scheduling an appointment with your UESP advisor:

You can either...

1. Call our front desk at 541-737-8144, or
2. Request an appointment online using **Beaver Hub** (*see the next page for more details*)

Regular Advising Appointments (during the term)

Your face-to-face interactions with your UESP advisor at subsequent appointments should occur prior to your registration for the next term. We will primarily do these through Zoom in the fall, and make a decision later about winter and spring. These appointments will help you to examine current experiences and plan for future ones and move forward on deciding on a major. While you are in UESP, we will need to meet with you every term for a mandatory 30 minute appointment between week 4 and week 9. **It is best to initiate contact no later than the end of week 5, so you can be assured to get in prior to your priority registration date.**

During these appointments, you may:

- Discuss what you like and dislike about your courses and reflect on your learning thus far.
- Discuss intentional exploration activities you might pursue to help you move forward with your major-decision making.
- Discuss campus or online resources that might support any academic or personal concerns/challenges you've faced.
- Revisit the degree components (**Bacc Core**, major requirements, etc.) and discuss their implications towards your next term course possibilities.
- Review the "tools" – **MyDegrees, Beaver Hub, and the Online Catalog and Schedule of Classes.**
- Refine or develop a list of potential next term courses (including any necessary **First Year Skills Requirement** courses) and receive a registration PIN.
- Discuss co-curricular/experiential education participation and opportunities, as your advisor may have suggestions for out-of-classroom involvement related to your interests.

Scheduling an appointment*

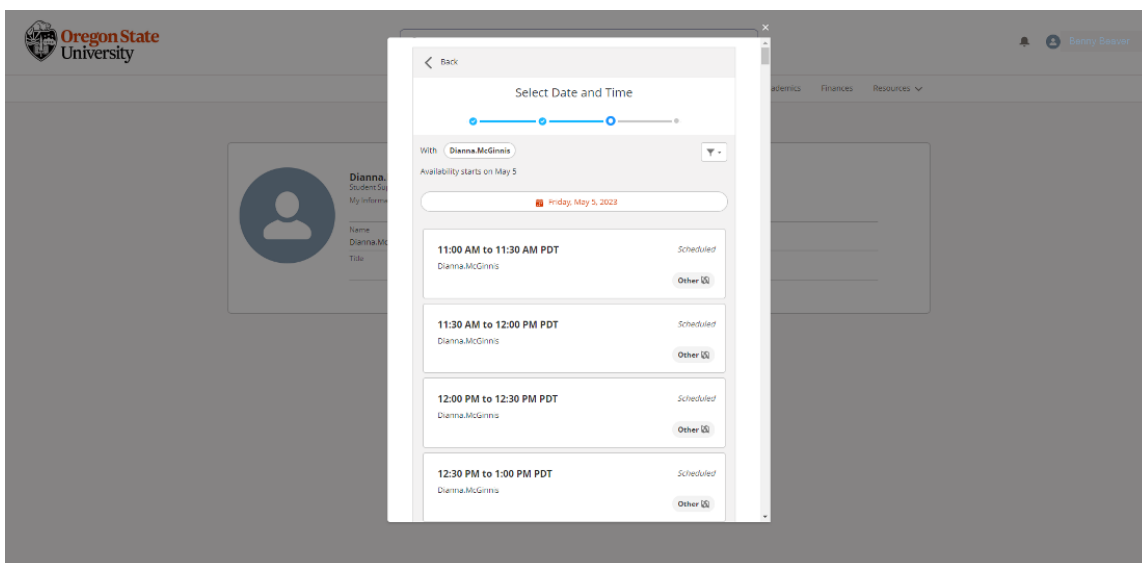
Need to schedule an appointment with us? You can either call 541-737-8144 or book online with us

Or, you can go to our staff page on our website: <https://uesp.oregonstate.edu/advising>

You'll see pictures of our advising staff, details on how to look up your assigned advisor, and a link to details on how to schedule with each of us.

If you choose to book online with us, you'll be using your advisor's **Beaver Hub Profile**. Your assigned advisor will show up in your **Success Team** area of Beaver Hub. Advisors can meet in-person or over Zoom.

The appointment scheduler in Beaver Hub looks like this:



Exploring and Deciding on a Major

The Decisiveness Continuum

Just as there are numerous reasons for deciding to explore, there are many different points along the continuum from Indecisive to Very Decided. Where do you currently fall on this continuum? Ideally we are working towards you being Very Decided!

Very Decided	Tentatively Decided	Undecided	Seriously Undecided	Indecisive
You know! Confident, Beginning to implement	In Process! Perhaps feeling pressure to make the right choice	Feel Overwhelmed High level of anxiety, unclear of your goals at this time	Not Ready Actively exploring, some anxiety but you know you'll figure it out	Feel Incapacitated No idea where to start, and anxious about looking

(Source: Gordon, V. (1998) Career Decidedness Types: A Literature Review. *The Career Development Quarterly*, 6 (4), 386-403.)

Think Thematically!

OSU has a lot of major options. For some students, it is easier to start your exploration by thinking broadly about thematic areas or “**Meta Majors**”. What **Meta Major** area or areas appeal most to you? See the list below along with a *sampling* of majors that fit each theme.

ARTS & SOCIAL SCIENCE (e.g. Environmental Economics & Policy, Interior Design, Natural Resources, Human Development and Family Sciences, Photography, English, History, Speech Communication, Political Science, Graphic Design, Religious Studies)

BUSINESS (e.g. Agricultural Business and Food Management, Accounting, Management, Marketing, Merchandising Management, Construction Engineering Management, Wood Innovation for Sustainability, Health Management & Policy, Economics)

ENGINEERING, COMPUTER, & INFORMATION SYSTEMS (e.g. BioResource Research, Business Information Systems, Chemical Engineering, Civil Engineering, Computer Science, Mechanical Engineering, Forest Engineering, Geography & Geospatial Science)

HEALTH & WELLNESS (e.g. Food Science & Sustainable Technology, Radiation Health Physics, Kinesiology, Nutrition, Human Development & Family Sciences, Public Health, Biology, BioHealth Sciences, Biochemistry/Biophysics)

OCEANS & COASTS (e.g. Biology, Oceanography, Marine Studies, Fisheries, Wildlife, and Conservation Sciences, Environmental Sciences, Microbiology, Zoology)

SCIENCE & NATURAL RESOURCES (e.g. Forestry, Natural Resources, Recreation Resource Management, Wood Innovation for Sustainability, Agricultural Sciences, Animal Sciences, BioResource Research, Crop & Soil Science, Horticulture, Environmental Sciences, Geology, Geography and Geospatial Science, Oceanography, Climate Science, Biology, Chemistry, Physics, Mathematics, Zoology)

TEACHER EDUCATION (e.g. Education, Agricultural Sciences, Biology, Chemistry, Mathematics, Physics, Human Development and Family Sciences, Liberal Studies, English, French, German, Spanish, Music, History)

Think Specifically!

Visit this website <https://beav.es/4qv> and go to the “**Explore Specifically**” section to access a 2-page PDF that includes OSU’s Colleges and Majors. A great exercise to go through this list and cross off the majors you know you don’t want to pursue. Highlights ones that appeal to you and make notes of the ones that are unfamiliar to you, so you can do more research.

Exploration Tools

Approaches to Exploration

Person-Fit	▼
Thematically	▼
Explore Specifically	▼
Exploration Courses	▼

Exploration Coursework

ALS 114: Career Decision Making

Not sure how to get started exploring majors? Try the class ALS 114, Career Decision Making, which will provide structure to your exploration. The class is set up to first guide you through assessing your interests, values, personality and skills. After gaining a better understanding of yourself, you will start researching majors and careers by using online and campus resources. By the end of the class, you will have outlined goals and created a plan of what steps you will take next. This class is offered fall, winter, and spring.

Sample class activities:

- Focus2 Assessments
- College presentation
- Goal setting
- Informational interview
- Career research



ALS 191: UESP Transition Seminar

New first-year students in UESP have access to this class in fall term. This class is designed to support UESP students in their transition to the university. This class provides an introduction to foundational experiences and resources to support academic and personal exploration at OSU. Students in this class utilize tools to identify strengths, values, interests and preference as they relate to academic pathways at OSU.

Exploratory Courses

Want to try out a subject? Consider taking an introductory course. Here are *some* exploratory courses for fall 2024. If you are starting in winter or spring 2025, check in with your advisor at your orientation appointment for exploratory courses offered those terms. The “bc” indicates that the course also meets bacc core. Please note that some of these classes are restricted to majors. We wanted to make sure that you knew about them, so you could reach out to the department if you were really interested.

- AG 200: Orientation to the Agricultural Sciences Major (2) (restricted to majors)
- AEC 121: Discovering Agricultural & Resource Economics (1) meets for the first 5 weeks of the term
- ANS 100: Orientation to Animal and Rangeland Sciences (1)
- ANS 121: Intro to Animal Sciences (4) bc - lab class
- ANTH 101: Intro to Anthropology (3) bc
- ANTH 210: Intro to Cultural Anthropology (3) bc
- ANTH 230: Time Travelers (3) [intro to archaeology]
- ANTH 284: Primate Adaptation & Evolution (4) bc – lab class
- ART 100: Art Orientation (2) (majors/minors only but overrides may be possible)
- ART 101: Intro to Visual Arts (3) bc (Art Appreciation)
- ART 115: 2-D Cpre Studio (4) (restricted to majors)
- ART 121: Digital Core Studio (4) (two sections available for non-majors with a department override)
- ART 131: Drawing Core Studio (4) (two sections available for non-majors with a department override)
- ART 204: Intro to Western Art: Prehistory to the High Middle Ages (3) bc
- AS 111: Foundations of the Air Force Part I (1) (enroll in AS 120 Leadership Lab as well if AFROTC)
- ATS 201: Climate Science (4) bc – lab class
- BA 160: B-Engaged (3) (overrides possible and a few sections for non-majors)
- BB 111: Biochemistry & Biophysics Research (1) (restricted to majors)
- BI 197: Biology Pre-Health First-Year Seminar (1) – majors & UESP
- BI 198: Biology and Zoology First-Year Seminar (1) – majors & UESP
- BHS 110: BioHealth Sciences Orientation (1)
- BRR 100: Great Experiments in Bioresource Sciences (2)
- CH 220: Careers in Chemistry (1) (restricted to majors)
- COMM 111Z: Public Speaking (3) bc
- COMM 114: Argument & Critical Discourse (3) bc
- COMM 218Z: Interpersonal Communication (3) bc
- CROP 101: Intro to Horticulture, Crop, Soil, & Insect Sci (1)
- CROP 200: Crop Ecology and Morphology (3)
- DSGN 101: Design Fundamentals (3) (overrides possible)

ECON 201: Intro to Microeconomics (4) bc -OR- ECON 202: Intro to Macroeconomics (4) bc

ED 216: Purpose, Structure, and Function of Education in a Democracy (3) bc

ED 219: Social Justice and Multiculturalism in Education (3) bc

ENGR 100: The Oregon State Engineering Student (3) - several different themes reflective of our various ENGR majors

ENSC 101: Environmental Sciences Orientation (1)

ENT 101: Intro to Crop, Soil, & Insect Science (1)

ES 101: Introduction to Ethnic Studies (3) bc

FE 101: Introduction to Forest Engineering (2)

FES 240: Forest Biology (4) bc

FES 241: Dendrology (3)

FILM 110: Introduction to Film Studies: 1895-1945 (3) bc

FILM 220: Topics in Difference, Power, Discrimination: Queer Cinema (4) bc

FILM 245: The New American Cinema (4) bc

FW 107: Orientation to Fisheries & Wildlife (1) (restricted to majors)

FST 101: Food Science Orientation (1)

FOR 111: Intro to Forestry (3)

GEO 201: Physical Geology (4) bc

GEOG 103: The Human Planet (3) bc

GEOG 201: Foundations of Geospatial Science and GIS (3) bc

GEOG 241: Transforming Environmental Conflicts (3) bc

H 100: Introduction to Public Health (4) - hybrid

H 210: Intro to the Health Care System (3) bc – hybrid

H 225: Social and Individual Health Determinants (4) bc

HDFS 201: Contemporary Families in the US (3) bc - hybrid

HDFS 240: Human Sexuality (3) bc

HDFS 260: Life Hacks for Emotional Intelligence & Well-being (4) bc

HDFS 262: Introduction to Human Services (3)

HORT 112: Intro to Horticultural Systems, Practices, & Careers (2) – required field trips (restricted to majors)

HST: Any 100 or 200 level History class is a great way to explore this area (3-4) bc

KIN 131: Intro to Exercise & Sport Science (1) – meets for the first 5 weeks of the term

MB 110: Orientation to Microbiology (1)

MS 111: Military Science I: Intro to Army Leadership & ROTC (1) (Army ROTC students also take MS 130)

MUS 111: The Fundamentals of Music Technology (3) – Department approval required

MUS 114: Foundations: Applied Listening & Theory (3) – Online music literacy class; no prior background in music required

MUS 121: Literature & Materials of Music I (3) – Dept approval required, 1st in Music Theory sequence (must be taken in order)

NMC 100: New Media and Culture (3) bc

NMC 101: Intro to New Media Communications (3) bc

NR 201: Managing Natural Resources for the Future (3)

NS 111: Intro to Naval Science (3)
NUTR 104: Orientation to Nutrition Major (1)
NUTR 150: Food for All (3)
OC 201: Oceanography (4) bc – lab class
PHAR 210: Terminology of the Health Sciences (2) – medical terminology course
PHL 205: Ethics (4) bc
PHL 251: Knowers, Knowing, & the Known (4) bc
PPOL 201: Intro to Public Policy (4)
PS 201: Intro to U.S. Government (4) bc
PS 204: Intro to Comparative Politics (4) bc
PSY 201, 202: General Psychology (4, 4) bc
QS/WGSS 262: Intro to Queer Studies (3) bc
REL/PHL 160: Quest for Meaning: World Religions (4) bc
REL/PHL 214: Intro to Islamic Traditions (4) bc
SOC 204: Intro to Sociology (3) bc
SOC 241: Intro to Crime & Justice (3)
SOIL 101: Intro to Horticulture, Crop, Soil, & Insect Science (1)
SOIL 205: Soil Science (4) bc (students also need to sign up for SOIL 206 lab)
SUS 102: Intro to Environmental Science & Sustainability (4) bc
SUS 103: Intro to Climate Change(4) bc
TA 147: Intro to the Theatre (3) bc
TA 242: Visual Principles of Theatre (3)
TA 248: Fundamentals of Acting (3)
TRAL 251: Recreation Resource Management (4)
VMB 110: Pre-veterinary Medicine (1)
WGSS 110: Gender, Race, and Pop Culture (3) bc
WGSS 223: Intro to Women, Gender, and Sexuality Studies (3) bc
WGSS 280: Women Worldwide (3) bc
WSE 111: Wood Innovations for Sustainability (2)
WSE 210: Biology, Structure and Utilization of Woody Plants (4) bc
WSE 211: Woodturning with Science 1 (4) small studio class



Beaver Connect

A key factor in student success is getting connected with your faculty members. OSU has a wonderful new student mentoring program called Beaver Connect. This program creates small pods of 3-4 new students and pairs that group with a faculty member and peer mentor for a series of conversations in the first year. UESP students have access to join if they apply. Beaver Connect promotes academic success and personal, academic and professional exploration. You can learn more at <https://eop.oregonstate.edu/beaver-connect>.

DECIDING TO EXPLORE -- EXPLORATION TO-DO LIST

Choose the activities you want to use to explore your interests

Exploration Activity	Fall Term	Winter Term	Spring Term
Take ALS 114: Career Decision Making			
Review the “What Can I Do with My Major” site: https://whatcanidowiththismajor.com/			
Run a “What-if” scenario in MyDegrees for a major of interest			
Complete a self-assessment inventory (Focus2 etc.)			
Meet with professors in a major of interest			
Meet with academic and career advisors in a major of interest			
Seek input from peers in a major of interest			
Seek input from friends or family members			
Attend an open house, info session, or event for a major of interest (e.g. events posted on Exploration This Week! : https://uesp.oregonstate.edu/exploring)			
Attend a Career Fair or Expo			
Take a class (or classes) specifically to learn more about a major of interest			
Review the online catalog and/or department web sites to learn more about a major interest (https://uesp.oregonstate.edu/exploring)			
Complete an informational interview			
Engage in a job shadow for a career area of interest			
Use resources on the UESP Canvas Site (you’ll be added after your START new student orientation session)			
Join a student organization related to a major of interest			
Participate in a service learning (or community service) project related to a major or majors of interest			
Other...			

UESP Canvas Studio Site

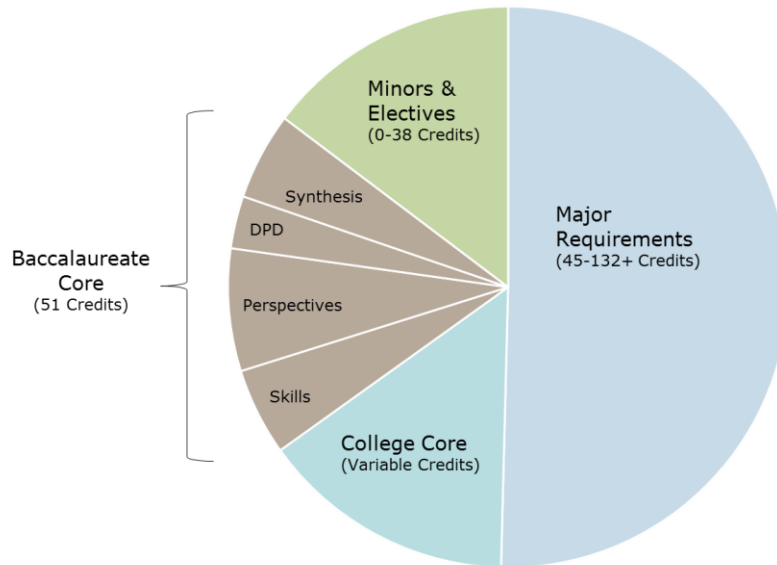


Shortly after your START orientation, we'll enroll you in a UESP studio site that will show up for you when you log into **Canvas**. You'll regularly interact with Canvas. It is the online Learning Management System that supports the classes you take. Most of your OSU classes will have Canvas site that will serve as an repository for information, learning modules, and assignments. Your UESP studio site is similar in that it has helpful information about UESP and the broader university and a number of exploration activities that you can access on your own or that your advisor may encourage you to use to help you work through the major exploration process. Here is what the landing page for the studio site looks like:



What goes into a degree at OSU?

180 credits minimum for a degree



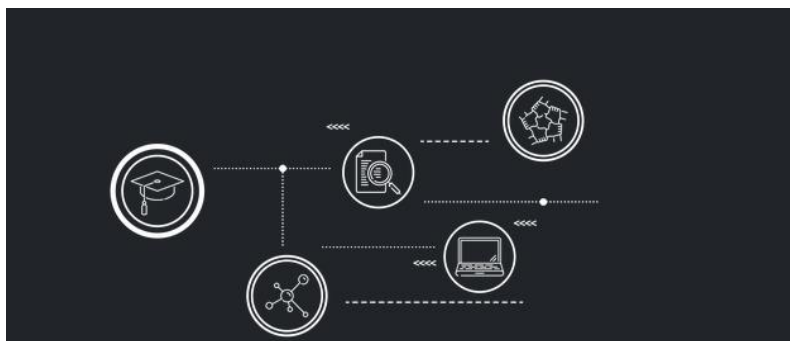
OSU Baccaulaureate Core (a.k.a. Bacc Core)

Get connected to the Baccaulaureate Core, also known as the Bacc Core. The Bacc Core is the general education foundation for all OSU undergraduate degrees. Through the Bacc Core, students will:

- Build foundational skills like writing, speech, and mathematics
- Gain knowledge and perspectives across academic fields and diverse cultures
- Develop abilities of analysis, critical thinking, and problem solving

You will take some Bacc Core courses your first year and will continue to take classes to fill these requirements throughout your time at OSU. The Bacc Core website can provide a general overview of requirements and learning outcomes of the categories. Here is the link: <https://coreeducation.oregonstate.edu/bacc-core-students-starting-spring-2025-and-prior/bacc-core>

During this academic year, you'll hear a lot about **Bacc Core** changing to **Core Education**. OSU is implementing new general education requirements starting in summer 2025. Those new requirements will only apply to students who are admitted for summer 2025 and beyond.



Oregon State University Terminology

Alpha Scheduling: The Writing 1 category in the Bacc Core is alpha scheduled. The Speech category is not officially alpha-sectioned, but students often try to take it in a term when they are not taking WR 121Z. You typically will register for an alpha-scheduled course when the alphabetical grouping corresponds to the first letter of your last name. There are a handful of non-alpha scheduled sections of WR 121Z each term.

<u>COURSE</u>	<u>FALL</u>	<u>WINTER</u>	<u>SPRING</u>
WR 121Z	A - G	H - N	O - Z

Beaver Hub: This is the one-stop shop to get to all of OSU's online resources as well as information about your specific academic program and your "Success Team". In Beaver Hub, you can schedule appointments with your UESP advisor, and you can see any "Tasks" that have been assigned to you by Success Team members. If you want, you can bookmark this site to get into Beaver Hub: <https://uit.oregonstate.edu/beaver-hub>

Canvas: OSU's internet based learning management system. Instructors can utilize Canvas to post notes, assignments, grades, and other essential information. Instructors will notify you (usually in the course syllabus) as to whether or not they are using Canvas. To access Canvas, you will use your "ONID" login (see the next page). See page 13 for info about UESP's Canvas studio site.

Class Standing: Students are classified as Freshmen, Sophomore, Junior, and Senior according to the number of university credit hours completed:

Sophomore Standing:	45 credit hours
Junior Standing:	90 credit hours
Senior Standing:	135 credit hours

When registering for courses, it is **IMPORTANT** that you check to see if there is a **class standing requirement** for that course. Many courses require that you have completed enough credits to be considered of sophomore, junior or senior standing before you are eligible to take the course. If that is the case, the restriction will be noted in the online schedule of classes. Your earned credits also have an impact on when you register: the more credits you have, the higher you are on the priority registration list each term.

Closed Classes: You may find that a course you need is closed. What do you do? You can add your name to an **automated wait list** (*NOTE: Not every section has wait listing*). Registration at OSU is divided into **2 phases with wait listing featured during the 2nd phase**. In the 1st phase of registration, enrollment for each student is limited to a maximum of 16 credits. **During Phase 2 students can increase their credits loads beyond 16 and also access the wait list feature.** To use the wait list feature, please visit the instructions you'll find on this website: <http://registrar.oregonstate.edu/waitlisting-courses>

If you are first on a wait list and a spot opens, you will receive an email to your Oregon State email account letting you know you are eligible to add the class. You then have 24 hours to go into the Registration system to add the class. If you don't, that open spot is then offered to the next person on the wait list. You can also contact the department for a class override. There are no guarantees with this method, but some departments give waivers if they feel the situation warrants it. To find the proper office to contact, find the course in the Schedule of Classes and the address and phone number of the office will be on the header line for the department. Your third option is to go to the class on the first day and ask the professor if they will make space in the class for you. Again, no guarantees with this method!

College: A division of the university offering degree programs. Eleven colleges at OSU work with undergraduates in some capacity. Some courses are restricted to students who are enrolled in that college and/or to majors or minors within that college. If that is the case, the restriction will be listed in the online schedule of classes entry for the course.

Credits to Graduate: A minimum of 180 credits is required to graduate, which works out to an average of 15 credits per term (Fall, Winter, and Spring) for four years. Students **may not** count more than 11 credits of Physical Activity Courses (PAC), 12 credits of applied music courses (MUP) or 15 credits of Academic Learning Services courses (ALS) toward graduation credit. A minimum of 60 of the 180 credits must be upper division (300 or 400 level) (See page 15 for "What goes into a BA/BS Degree")

CRN: The "Course Reference Number" is a 5-digit number assigned to an individual section of a course. Every lecture, lab, and recitation section has its own CRN.

Department/School: A division of a college offering degree programs within special subject areas. For example: currently the College of Liberal Arts has seven schools that house their departments which offer the **majors/minors**.

Dropping vs. Withdrawing: Dropping and Withdrawing are means to “letting go” of a class, and both actions take place in the online registration system. If you use the system to get out of a registered class prior to the drop deadline of a given term, this means you dropped it, and it disappears from your records. From that point until the end of week seven, you can still get out of a class, but it will be considered a “withdrawal” and will be noted on your transcript with a “W” grade. You can’t earn credits for “W” grades, but they do not affect your GPA. See the **Dates to Remember** on the next page for specific drop and withdrawal deadlines. The electronic process for dropping and withdrawing via the online registration system is the same. You can find a tutorial on the Registrar’s web page:
<http://registrar.oregonstate.edu/video-tutorials>

GPA: Your grade point average is calculated based on letter-graded classes you have taken at Oregon State. **Pass/No Pass** courses, classes taken for an **S/U** grade, and transfer courses are not calculated in your OSU institutional GPA.

Lecture, Hybrid, Lab, Recitation, and Studio: These are types of classes you might have at OSU. Lectures are large group class meetings and are the primary mode of instruction here at OSU. There are also Hybrid classes, which are partially in-person and partially online. Often lectures will be accompanied by Labs and/or Recitations which are smaller group meetings where students will complete activities related to the class. Studios are applied classes in artistic/design oriented disciplines where students do project work for the class.

Major & Minor: Major refers to your primary field of study where you have a significant concentration of classes in a specific academic area. Minor refers to a secondary field of study with a smaller concentration of classes. While everyone has a major, not everyone has a minor. A small handful of majors may require you to have a minor.

MyDegrees: OSU’s degree audit system. It allows you to keep track of your academic progress. It has a wonderful function called “What If” that allows you to visualize yourself as any major on campus and see a listing of requirements for that major. MyDegrees also has a Planner where we will record ideas for possible classes as you explore. We will train you on how to use this tool during advising.

No-Show-Drop (NSHD): Certain courses are designated in the Schedule of Classes as NSHD. A student who is registered for such a course and who does not attend during the first five (5) days of the term **WILL** be dropped from the course unless the student has obtained prior permission for absence. (Academic Regulation 9b)

ONID: This is your OSU “Network ID”. Your ONID account not only gets you an Oregon State university email account (which we *strongly encourage* you to use and check every day – see page 21 for more information), but it also grants you access to OSU network tools – including Office 365, **Beaver Hub**, **MyDegrees** and **Canvas**. With a few exceptions where you use your 9 digit Student ID and a 6 digit General Access Pin, OSU essentially uses your ONID ID and password as the single-service login to all its online resources.

Pass/No-Pass (P/N) Grading: Alternative form of grading assigned, by Department, to specific courses. These courses are not included in grade point averages, but a “**P**” grade will apply to graduation credit.

Phase 1 and Phase 2 Registration: Registration at OSU is divided into two phases. During each phase of registration, you will have a registration day and time that is typically based on the number of credit hours you earned. The more credits you have earned, the earlier you will be able to register. You can find these days and times by going to “Check Your Registration Status” in the Registration Menu of Student Online Service. During Phase 1, you may register for up to 16 credits, and during Phase 2, you may add to your credit total and you may also add your name to a **wait list** provided it is not full (see information in **closed classes** entry). It is important to note that if you don’t complete your Phase 1 registration by the start of Phase 2, you won’t be able to access the registration system until your Phase 2 date.

PIN: Personal Identification Number. University Exploratory Studies Program students are issued a *new* PIN *each* academic term. To receive your PIN you must schedule an appointment and meet with an advisor. Please understand though that getting your PIN is a small part of the advising appointment. We require you to come in because we are responsible for regularly discussing your academic progress with you.

Prerequisite: This is a class or classes that provide the background necessary for successful performance in another course. OSU uses an automated check of students' records at the time of registration to ensure students have successfully completed the **prerequisites** for certain courses (e.g. PSY 201 and 202 are prerequisites for PSY 330). You may also encounter classes where the prerequisite is not enforced. While the system may let you register for the class in this instance, *that does not exempt you from needing to know the listed prerequisite content*. Departments have the latitude to dis-enroll students who have not met the prerequisites. UESP strongly recommends that you abide by all prerequisites.

Satisfactory/Unsatisfactory (S/U) Grading: The 'S' grade corresponds to a letter grade of 'A' through 'C-'. The 'U' grade corresponds to a letter grade of "D+" or lower. Students have until the end of the seventh week to change a class to, or from, S/U grading and must obtain approval from their advisor or dean. Up to 36 credit hours may be taken S/U, except those courses required, by department, for major and/or minor options. S/U grades do not apply to GPA calculations. (Academic Regulation 18). Be selective about using S/U!

Dates to Remember (by academic term)

* Please note – some of these may be subject to change. Please consult the university's academic calendar for updates:
<https://registrar.oregonstate.edu/osu-academic-calendar>

Fall 2024

Wed. Sept. 25– Classes begin
Sun. Oct. 6– Last day to add a class via the web
Sun. Oct. 6 – Last day to drop a class via the web (11:55 p.m.)
Mon. Oct. 7 – 2nd Week add period begins (can add a class with instructor and department permission)
Sun. Oct. 13 – 2nd Week add period ends (last day to add a class with instructor and department permission)
Mon. Oct. 28 – UESP Advising for winter term planning begins
Mon. Nov. 11 – Veteran's Day = No Classes
Fri. Nov. 15– Last day to change to or from S/U Grading (Noon deadline) and last day to withdraw from a course (11:55 p.m. deadline)
Nov -28-29 – Thanksgiving – No Classes
Fri. Dec. 6– Last day for total withdrawal from the term (W grade for all classes – 11:55 p.m. deadline)
Dec. 9-13 – Finals Week
Wed. Dec. 18 – Fall term grades available on the web

Winter 2025

Mon. Jan. 6– Classes begin
Sun. Jan. 12– Last day to add a class via the web
Sun. Jan. 12 – Last day to drop a class via the web (11:55 p.m.)
Mon. Jan. 13– 2nd Week add period begins (can add a class with instructor and department permission)
Sun. Jan. 19– 2nd Week add period ends (last day to add a class with instructor and department permission)
Mon. Jan. 20 – Martin Luther King, Jr. Day – No Classes
Mon. Feb. 3– UESP Advising for spring term planning begins
Fri. Feb. 21– Last day to change to or from S/U Grading (Noon deadline) and last day to withdraw from a course (11:55 p.m. deadline)
Fri. March 14 – Last day for total withdrawal from the term (W grade for all classes – 11:55 p.m. deadline)
March 17-21– Finals Week
Wed. March 26 – Winter term grades available on the web

Spring 2025

Mon. March 31 – Classes begin
Sun. April 6– Last day to add a class via the web
Sun. April 6 – Last day to drop a class via the web (11:55 p.m.)
Mon. April 7– 2nd Week add period begins (can add a class with instructor and department permission)
Sun. April 13– 2nd Week add period ends (last day to add a class with instructor and department permission)
Mon. April 14– Registration for summer term begins (tentative)
Mon. April 28– UESP Advising for fall term planning begins
Fri. May 16– Last day to change to or from S/U Grading (Noon deadline) and last day to withdraw from a course (11:55 p.m. deadline)
Mon. May 26 – Memorial Day – No Classes
Fri. June 6– Last day for total withdrawal from the term (W grade for all classes – 11:55 p.m. deadline)
June 9-13– Finals Week
Wed. June 18 – Spring term grades available on the web

Mathematics Requirements

The ALEKS Math Placement Assessment will give you a percentage that will determine where you should start with math at OSU. The type and amount of math you take is dependent on the majors you're considering. All OSU students, regardless of major, need one college level math class to fulfill Bacc Core requirements.

Score	Course Placement
75% - 100%	MTH 251: Differential Calculus
60% - 74%	MTH 112Z: Pre-Calculus II: Trigonometry MTH 241: Calculus for Management and Social Science MTH 245: Mathematics for Management, Life, and Social Science
46% - 59%	MTH 105Z: Math and Society MTH 111Z: Pre-Calculus I: Foundations (College Algebra) MTH 211: Foundations of Elementary Mathematics
30% - 45%	MTH 103: Algebraic Reasoning
15% - 29%	MTH 065: Elementary Algebra
0% - 14%	None (See below for further instructions)

If your score was below 15%, you did not place into any OSU Mathematics courses. You have a couple of options. You can either:

- Use a Learning Module in ALEKS to review and learn, then take another Math Placement Test to try to improve your placement.
- Consider dual-enrollment in the Degree Partnership with a local community college, such as Linn Benton Community College, to be able to access appropriate prerequisite course(s).

Improve your ALEKS Score

After taking the initial Math Placement Assessment, you have the opportunity to use a Learning Module within ALEKS to refresh your knowledge of the mathematical topics unique to your MyPie results. ALEKS tells you which mathematical topics you know, and which ones you're ready to learn.

Using a Learning Module in ALEKS:

- Will help you further prepare for your Mathematics courses, increasing your likelihood of success.
- Will help you place into your preferred Mathematics course, saving both time and money.
- Is required before retaking the Math Placement Assessment.
- Has been shown to significantly improve both student success and course performance.

Meeting the cutoff score for your preferred course is a great start, but does not guarantee success. It's highly recommended that you spend time in a Learning Module to increase your preparation for your math course.

Once you begin a Learning Module, you will have access for 6 months. As you answer questions, you'll see your MyPie fill up, and ALEKS may reassess you from time to time to ensure you have retained the topic information, but this does not count as one of your retests.

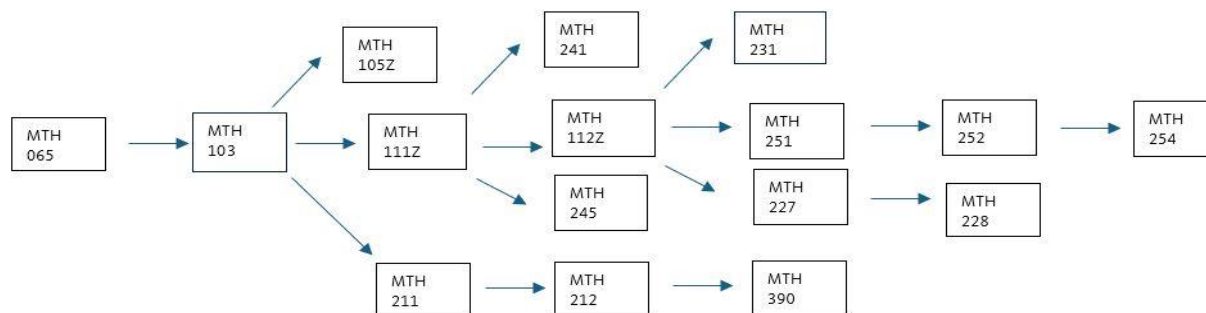
Please note: You may choose only one Learning Module. If you are unsure which module to select, use the module recommended by ALEKS.

Retaking the Math Placement Assessment:

- Before retaking the ALEKS Math Placement Assessment, you must spend at least 3 hours in your Learning Module, but the more time spent, the higher the likelihood of course placement and course success.
- A retest will become available 48 hours after your previous Assessment attempt.
- ALEKS can be retaken a maximum of four times.

Learn more by consulting the ALEKS website: <https://math.oregonstate.edu/mlc-placement-home>

COMMON MATHEMATICS PATHWAYS (DEPENDENT ON MAJOR)



Registration in all MTH courses requires a C- or higher in the prerequisite course or appropriate ALEKS Math Placement Test score.

MTH 065 is a **Pre-College Algebra** course offered online through Extended Campus and carry **NO** credit toward graduation requirements. The credits for these courses do count towards full-time status for the term only.

MTH 103 is an Intermediate Algebra classes that carries elective credit towards graduation, but does not count towards Bacc Core.

MTH 105Z Math in Society: Counts towards the Bacc Core requirement but does not prepare students for the higher math required by some majors. *A C- or better is recommended (but not required) in MTH 095 or 103.

MTH 111Z Pre-Calculus I Foundations: Meets Bacc Core. This is a College-Level Algebra class that prepares students to go on to higher level math required by many majors.

MTH 112Z Pre-Calculus II Trigonometry: Meets Bacc Core. Necessary for some majors and useful to students continuing on to Calculus and beyond.

MTH 241 Calculus for Management and Social Science & MTH 245 Mathematics for Management, Life and Social Sciences: Common classes for students in Business (241) and/or Social Science majors (245). Both count towards Bacc Core.

MTH 231 Elements of Discrete Mathematics: Required for computer science majors. Does not count for Bacc Core.

MTH 251, 252, 253, 254 Calculus: MTH 251 & 252 are required for all science & engineering majors. Many of these majors require further math coursework. Note: Many life sciences majors (Biology, Zoology, Environmental Sciences) can take an alternative sequence, **Math 227 and 228** in lieu of 251 and 252. MTH 251 and 227 count towards Bacc Core.

MTH 211, 212, 390: Foundations of Elementary Mathematics: For those interested in teaching elementary school. MTH 211 counts towards Bacc Core.

College of Engineering Degree Programs and the Calculus Ready Requirement

You may be aware that our College of Engineering has an Admissions/Entrance requirement that students have completed Pre-Calculus Trigonometry coursework either prior to coming to OSU or after you get here. There are multiple ways to meet this requirement (you can read more about that here - <https://admissions.oregonstate.edu/calculus-ready>). If your goal is to pursue of a College of Engineering major, we are all in with you. Being in UESP does not deter you from meeting this goal. We'll help you get on the right Math track and to get connected with other key coursework that applies to your Engineering majors of interest.

Chemistry Requirements

There are two introductory sequences, a 100-level and a 200-level. There is also a two-term sequence designed for engineering students. Here are suggestions for placement. For more info, see <https://chemistry.oregonstate.edu/content/placement-students-chemistry>.

CH 100 sequence (121, 122, 123) – is for students who have little or no high school chemistry AND have placed into or have placed into MTH 95/103 or higher. A more gradual and thorough approach in this sequence will prepare students to take an advanced chemistry course such as CH 331. If you test into MTH 103, you should be concurrently enrolled in that class if you are taking Chemistry. Exception: Students without high school chemistry who have AP credit or placement in MTH 251 or higher may take CH 201, 231/261, or 231H/261H* (*requires enrollment in University Honors College).

CH 200 sequence (231/261, 232/262, 233/263) – is intended for science, pharmacy, chemical engineering, and pre-medical/pre-dental students and others interested in a complete general chemistry sequence. Only students with the following should enroll in CH 231: At least one year of high school chemistry AND successful completion of MTH 111Z or higher OR concurrent enrollment in MTH 111Z OR placement in MTH 112Z or higher. Note, in this sequence, the lecture and lab have separate course numbers.

CH 201 sequence (201 with optional 211 recitation, 202 with 205 lab) – designed for many of the Engineering majors that require a selected knowledge of Chemistry topics. *Placement requirements are the same as the CH 231/261 sequence*

Using Your Oregon State Email

If you are not a regular email user, we can't stress enough how important it is to get into the habit while you are a student at OSU. Trust us that doing so will help you down the line when you get into the professional workplace. Much like many workplaces, email is the primary mode of communication for the university, and it is how the university will get you timely messages. Make time in your day to read and manage your email. Here are a few things you'll see in your email:

1. Weekly messages from UESP about exploration events on campus and important deadlines. We will also notify you by email when it is time to come in for advising.
2. Regular messages from the university directed at First Year students or new transfer students that help you acclimate to your first year at OSU.
3. Official messages from Financial Aid, Student Accounts, the Registrar, and other important OSU offices.

Here are a few tips for communicating by email:

1. If you are communicating with your faculty or another university staff member, please use your Oregon State email (and not another personal email). Including your OSU ID number in the *body* of your email is helpful.
2. An email is not a text or a tweet. Try to avoid abbreviations and make sure your message is clear to your intended audience.
3. There is an etiquette to writing an email – especially if you are a student writing to your professor. Read more about this here: <https://owl.english.purdue.edu/owl/resource/694/01/> and here: <https://www.insidehighered.com/views/2015/04/16/advice-students-so-they-dont-sound-silly-emails-essay>

Your Oregon State email works off of the **Office 365 platform**. If you have worked with **Outlook** in the past, the system should look somewhat familiar. If not, take time to get familiar with this system. There are training resources for Outlook and all Microsoft 365 products at this site: <https://support.microsoft.com/en-us/training>



Additional Resources for Exploratory Students

As you begin the process of exploring academic and career options, remember that there are a host of available resources and support services that can assist in your process.

- **Academic Coaches & The Learning Corner**
Academic Coaches work with students on study skills and strategies in areas such as time management, note-taking, and exams prep. The coaches are part of the Academic Success Center in Waldo 125. **You can make an appointment with a coach online at <https://coolkidsgetcoached.acuityscheduling.com/schedule.php>. The Learning Corner** is a part of the Academic Success Center's website that provides information, tips, and strategies to help you maximize your learning and success. Explore this resource at <https://success.oregonstate.edu/learning-corner>
- **Academic Success Course (ALS 116)**
The Academic Success Center, coordinates this 2-credit course, which focuses on a range of academic topics geared to give you tools and strategies to help you achieve your academic goals. **Contact your UESP advisor for more information.**
- **Basic Needs Center**
It can be tough to find the bandwidth to explore if you are lacking basic needs. This center is an excellent resource if you are experiencing food, housing, or financial insecurity. **Read more about the Basic Needs Center here - <https://studentlife.oregonstate.edu/bnc>**
- **Counseling and Psychological Services (CAPS)**
CAPS provides confidential and free individual, group, and couples counseling, as well as consultation services to students. These services are designed to help students understand themselves better, create and maintain satisfying relationships, improve their academic performance, and make healthy and satisfying career and life choices. Their primary location is the 5th floor of Snell Hall, but they also subscribe to an awesome app based service from Telus Health called **Anytime Anywhere** that you can literally access anytime, anywhere. **You can read more about CAPS services here - <https://counseling.oregonstate.edu/main/accessing-caps-services>**
- **Disability Access Services**
Students who have a documented disability or believe that they have a disability potentially have access to a wide variety of academic support services. **For further information contact the DAS office in A200 Kerr Administration, at 541-737-4098 or 541-737-3666 TDD or visit their site - <https://ds.oregonstate.edu/>.**
- **Diversity and Cultural Engagement (DCE)**
DCE coordinates initiatives and programming aimed at inclusion and social justice. They have close affiliation with OSU's cultural centers- Asian Pacific Cultural Center, Ettihad Cultural Center, Lonnie B. Harris Black Cultural Center, Pride Center, Kaku-ixt Mana Ina Haws Native American Longhouse, Hattie Redmond Women & Gender Center, and Centro Cultural César Chávez. **The main DCE office is in SEC 228 and can be reached at 541-737- 9030.**
- **Educational Opportunity Program (EOP)**
EOP provides instructional, counseling, and academic support services to students who are among the following populations: students of color, students with disabilities, single parents, low income students, veterans, 25+, first generation and students from rurally isolated communities. **Visit Waldo Hall 337 or call 541-737-3628. EOP often also supports tutoring for all students, which they conduct in the Cultural Centers.**
- **Learning Support for Math, Chemistry, Physics, and Economics**
You can find the Math Learning Center in Kidder Hall 108, the Mole Hole (Chemistry Tutoring) on the 3rd Floor of the Valley Library, the Worm Hole (Physics Tutoring) in Weniger 334, and Economics Tutoring in Bexell 100H.
- **Supplemental Instruction (SI)**
SI is a program that offers peer-led, group study tables for challenging courses. If a class has SI, an announcement will be made the first week. **For more info, see <https://success.oregonstate.edu/supplemental-instruction>**
- **The Undergraduate Research and Writing Studio**
The Undergraduate Research and Writing Studio offers free help with any writing task at any stage of the writing process. Their space on the main floor of the Valley Library is a great space to work on your writing assignments. Learn more at <https://writingcenter.oregonstate.edu/>.
- **Zero to Success in 77 Days**
A week-by-week to-do list for the term. You will get a hard copy of this at START, but you can also download a copy at <https://uesp.oregonstate.edu> (scroll to the bottom of the home page, and you'll see an icon that gets you to a PDF of this document).

